



Optimize your client year-end workflow: From books to tax

Jason Hastie, MPAcc, CPA, CA



A photograph of two young women with long blonde hair, seen from the chest up, engaged in a conversation outdoors at night. The woman on the left is in profile, looking towards the right, and is wearing a dark jacket with a light-colored fur collar. The woman on the right is facing her, also in profile, and is wearing a light-colored top. The background is dark and out of focus, showing some green foliage and a hint of a city light. The overall mood is intimate and warm.

Take a minute
to connect with
your neighbour

#QBConnect | WiFi: QBConnect

CPD Process

In order to receive CPD credit

- Be sure to sign in or scan your badge for this session
- You must stay in the session for the duration of the training
- This session is eligible for **1 hour of CPD**
- CPD certificates are emailed directly to you within 4 weeks of the conference date to the same email address you used to register

Today's speaker



Jason Hastie



Founder of TenjaGo

About today's speaker



Jason Hastie

Saskatchewan (Birsay, pop.68)

B.Comm and MPAcc

University of Saskatchewan

CPA, CA

Founder of TenjaGo (*“to connect”*)

About today's speaker

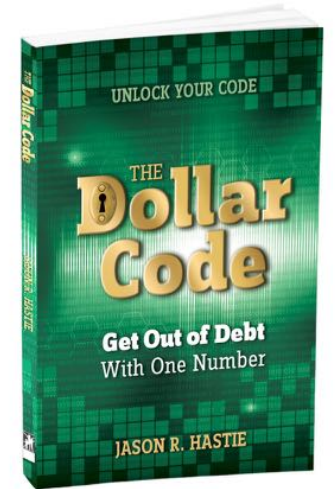


Lead Singer of Jason Hastie and The Alibi



Author of The Dollar Code

Technology Nerd





Purpose of this session:

Tax preparers tend to use multiple tools for client year-end work. Want to see Intuit's vision for a more efficient process? We will discuss the future of tax, then dive into where we are today, featuring Pro Tax which is available within QBOA for T1 and T2 returns



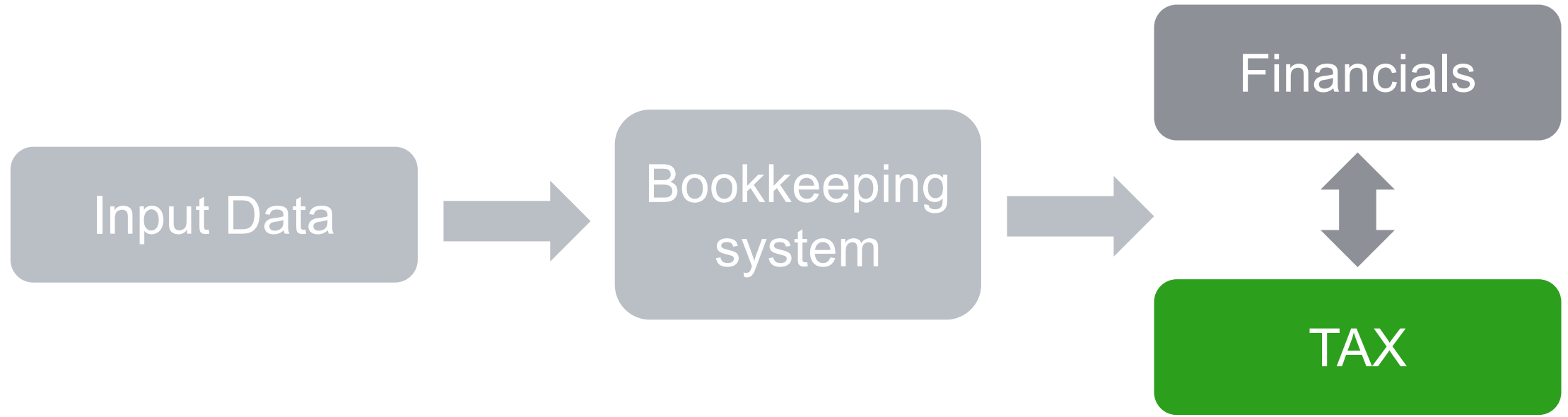
Year-end workflow



Year-end workflow



Year-end workflow





Tax in today's market

Tax in today's market



Shoebox clients

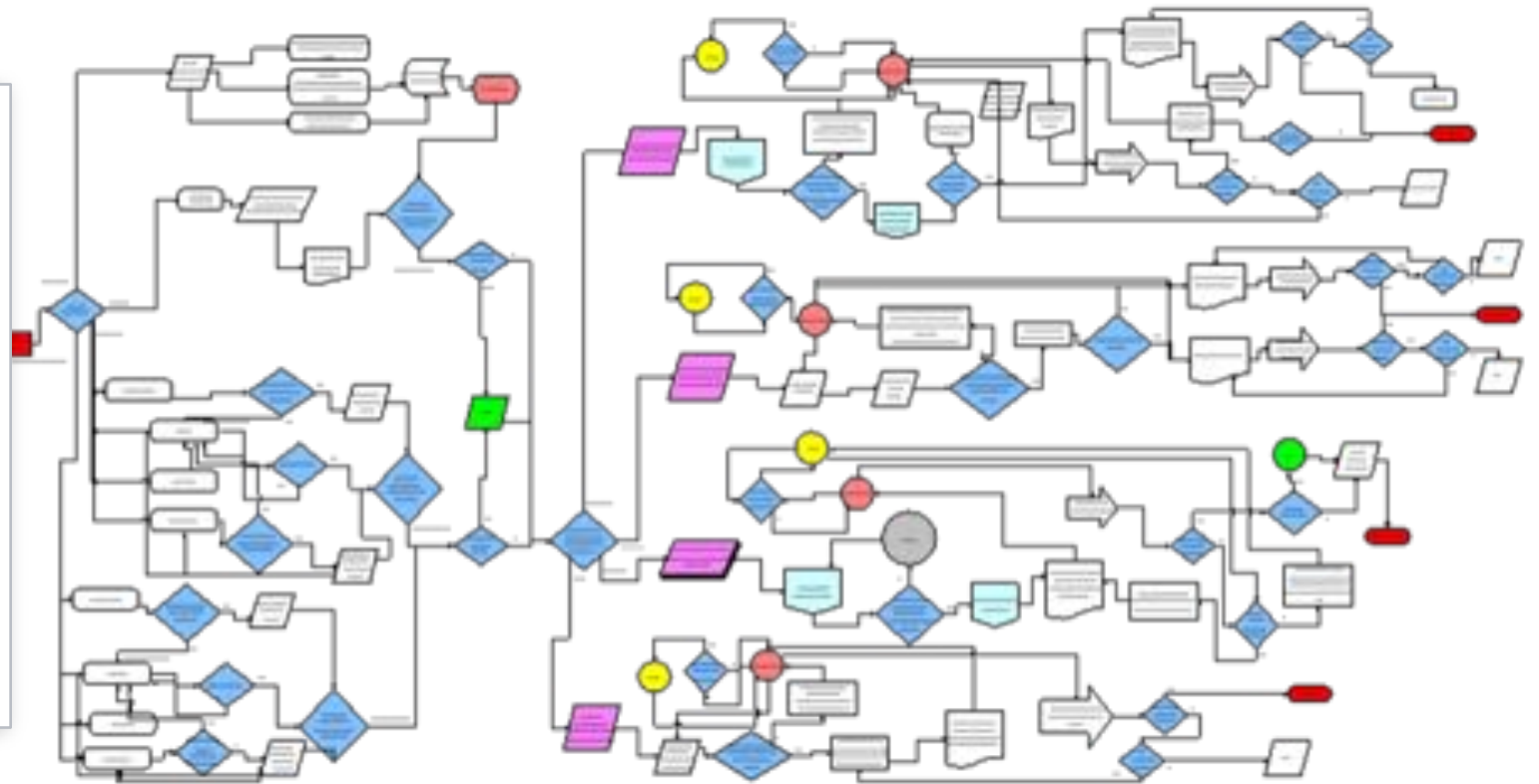


Siloed manual processes



Reactive year-end analysis

Using desktop tax tools
can feel like this



Using cloud tax tools
can feel like this



The professional tax landscape

Desktop tax: ProFile, Excel
TaxCycle, CanTax, DT Max, etc.

Cloud tax: CCH iFirm,
Caseware Cloud

Books & tax online:
QuickBooks Online Accountant
Pro Tax



Taxprep

cantax®

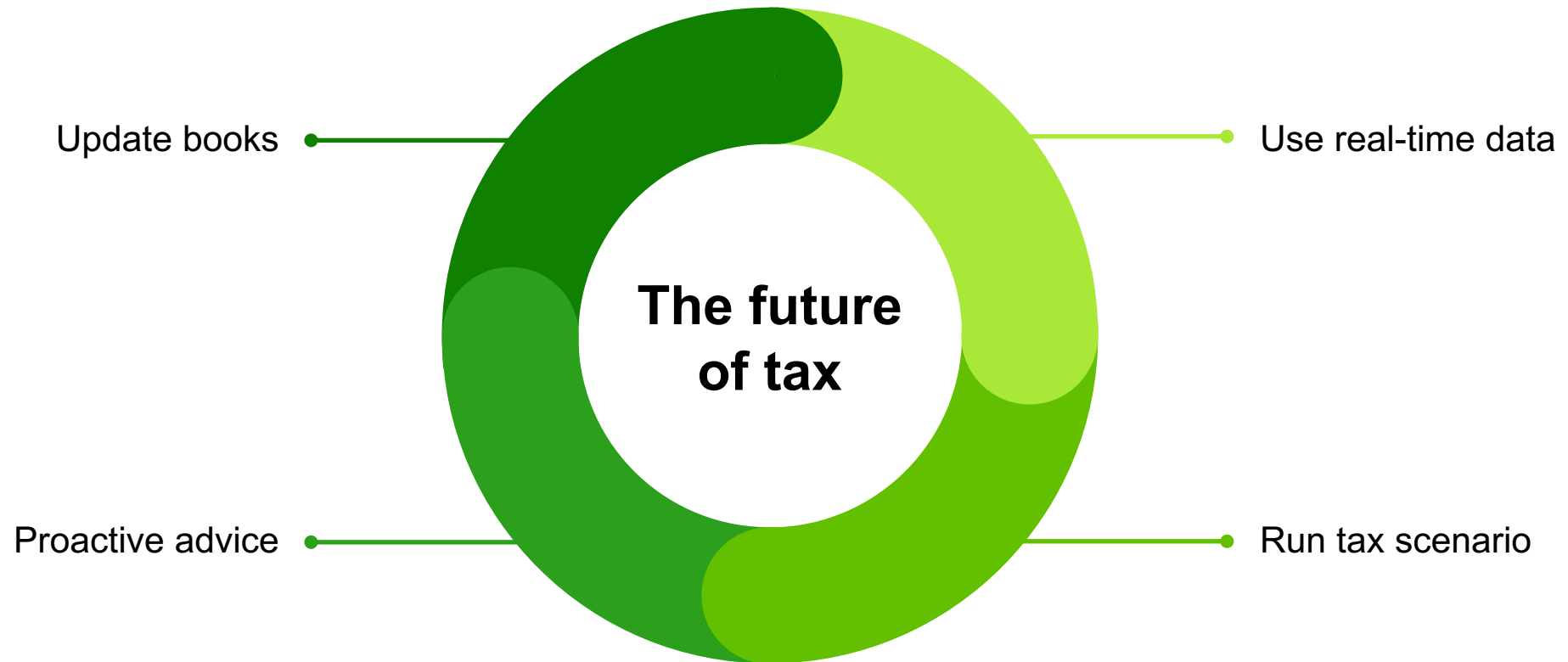


QuickBooks Online Accountant Pro Tax



QuickBooks Online
Accountant Pro Tax

The future of taxes in the cloud



The case for taxes in the cloud

01

Access anytime, anywhere

- Untether tax season.
- Prepare and file returns from a Mac or PC.
- No need to worry about version control.

02

Always secure, always up to date

- Data housed in the cloud. Real-time backups & updates.
- Get the latest functionality as it's released.

03

File faster online

- Proactively working on returns minimizes unknowns.
- Seamless collaboration with staff.
- One system, one source of truth, one login.

FROM

Desktop tax software

Wait on documents, statements, receipts, etc. before you start

Manual data entry & reviewing

Chase clients for missing info

Final corrections & adjustments to books

Connect with client if things are still unclear

Begin tax return

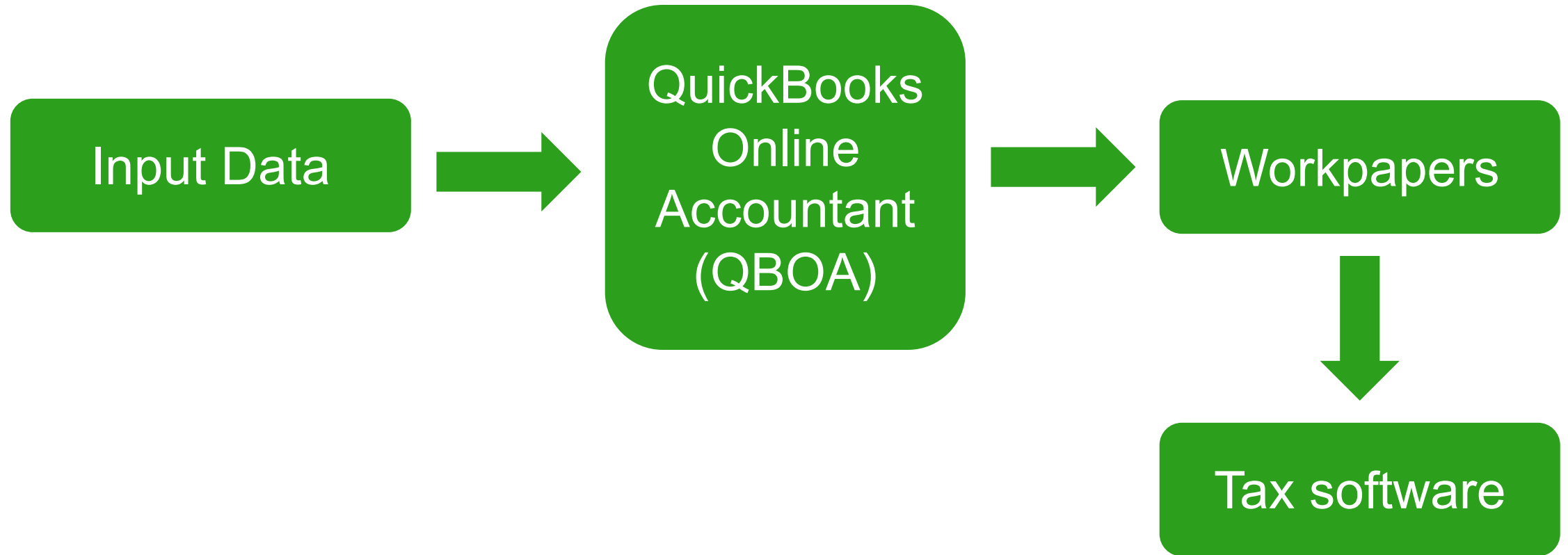
TO

Cloud tax software

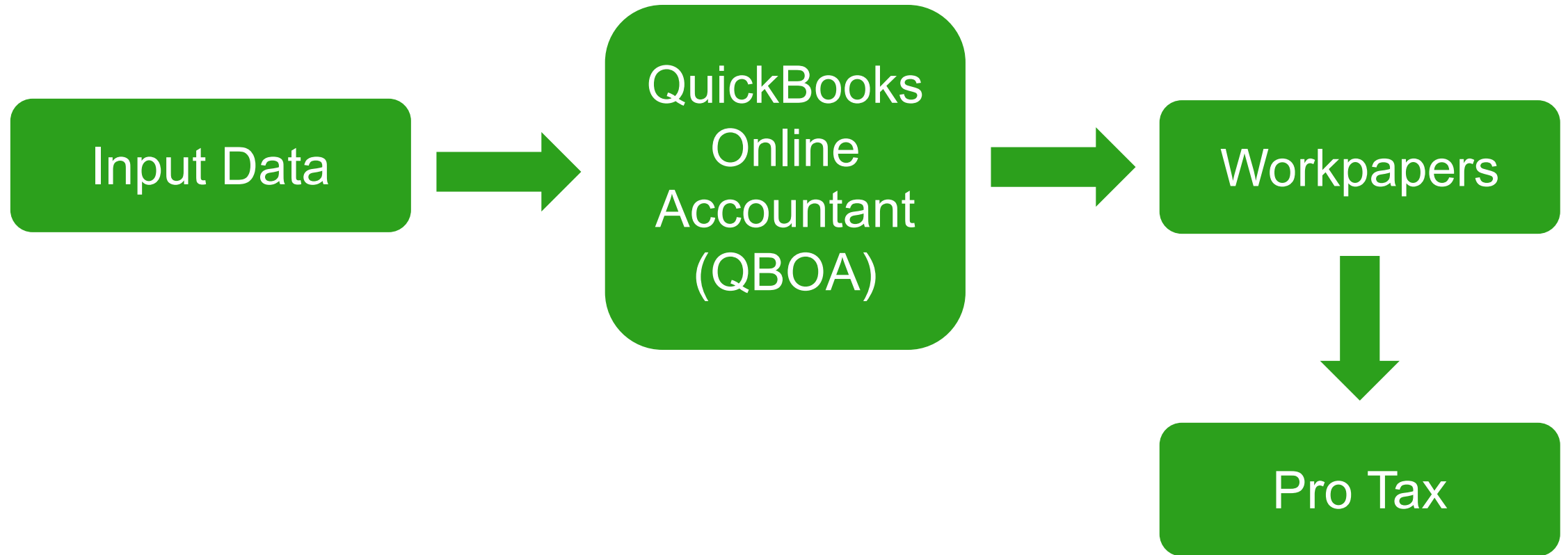
All the data is waiting for you

Begin tax return

Year-end workflow: QuickBooks Online (QBO)



Year-end Workflow: QBO



qb Accountant

Go to client's QuickBooks

Search

+

YOUR PRACTICE

Clients

Team

ProAdvisor

Work

Pro Tax

Apps

YOUR BOOKS

Dashboard

Banking

Expenses

Sales

Employees

Tenja Inc. (operating as TenjaGo)

Jason's clients

Add client

Customize your financial statements

Use the Grouping & Statements tool in Workpapers to organize your accounts.

Performance trends at a glance

Get the numbers to keep your clients on track. See what's new in Overview.

Find a client

Feedback?

All Clients

CLIENT / CONTACT	EMAIL / PHONE	BANKING	WORKPAPERS	ACTIONS
			Review Data	Edit client
			Review Data	Edit client
			Review Data	Edit client

Accountant

Overview
Dashboard
Banking
Expenses
Sales
Employees
Reports
Tools
 mileage
Accounting
My Accountant

Workpapers
Tax year 2018

2018-01-01 to 2018-12-31
Annual basis

Review & adjust
Grouping & statements
Tax mapping

Balance sheet

accounts	YEAR 2018	YEAR 2017	\$ CHANGE	ADJUSTING ENTRIES	ACTIONS
ASSETS	---	---	---	\$0.00	
TOTAL ASSETS	---	---	---	\$0.00	
LIABILITIES AND EQUITY					
LIABILITIES	---	---	---	\$0.00	
TOTAL LIABILITIES AND EQUITY	---	---	---	\$0.00	

Profit and loss

accounts	YEAR 2018	YEAR 2017	\$ CHANGE	ADJUSTING ENTRIES	ACTIONS
PROFIT	---	---	---	\$0.00	

Choose tax option

Export GFT file

Start T2 with Pro Tax

Accountant

Tenja Ltd

Overview

Dashboard

Banking

Expenses

Sales

Employees

Reports

Taxes

Mileage

Accounting

My Accountant

Workpapers

Tax year 2018

01/01/2018 - 31/03/2018

Annual basis

Review & adjust

Grouping & statements

Tax mapping

Balance sheet

accounts

	YEAR 2018	YEAR 2017	\$ CHANGE	ADJUSTING ENTRIES	ACTIONS
ASSETS	0	0	0	\$0.00	
TOTAL ASSETS	0	0	0	\$0.00	
LIABILITIES AND EQUITY					
LIABILITIES	0	0	0	\$0.00	
TOTAL LIABILITIES AND EQUITY	0	0	0	\$0.00	

Profit and loss

accounts

	YEAR 2018	YEAR 2017	\$ CHANGE	ADJUSTING ENTRIES	ACTIONS
PROFIT	0	0	0	\$0.00	

Choose tax option

Export GFI file

Start T2 with Pre Tax

qb

intuit

quickbooks.

CONNECT

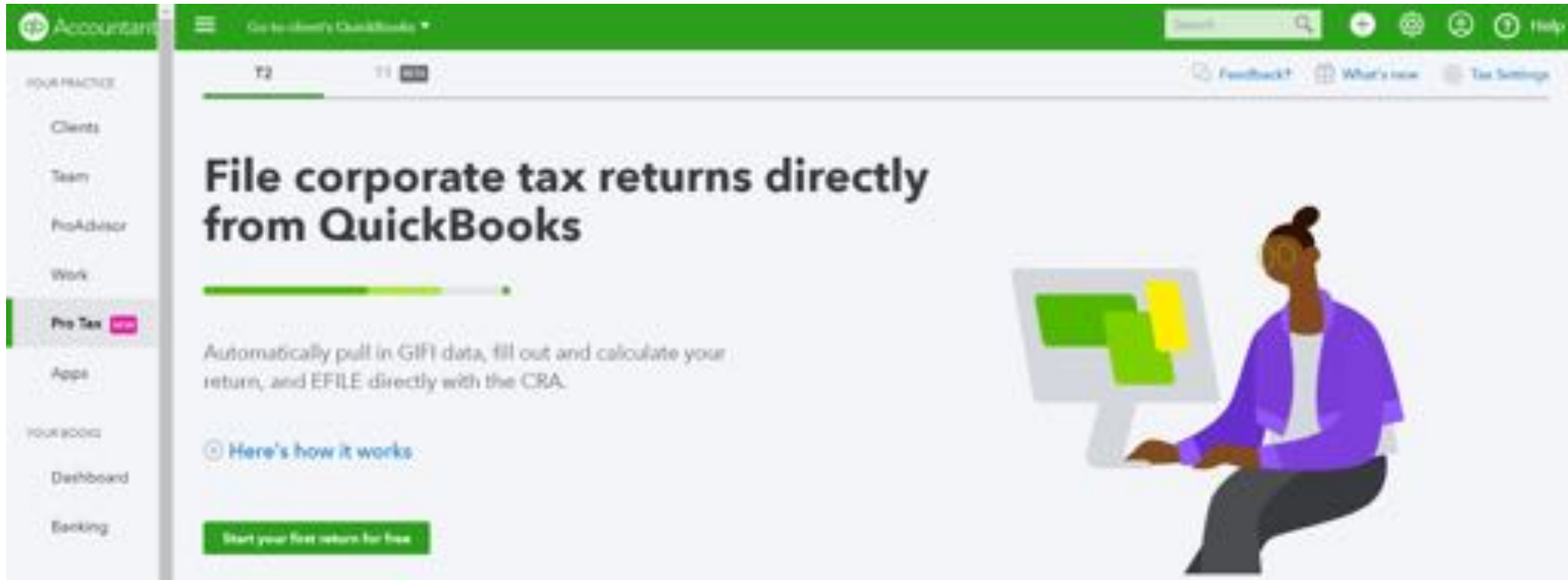
#QBConnect

@tenja_go

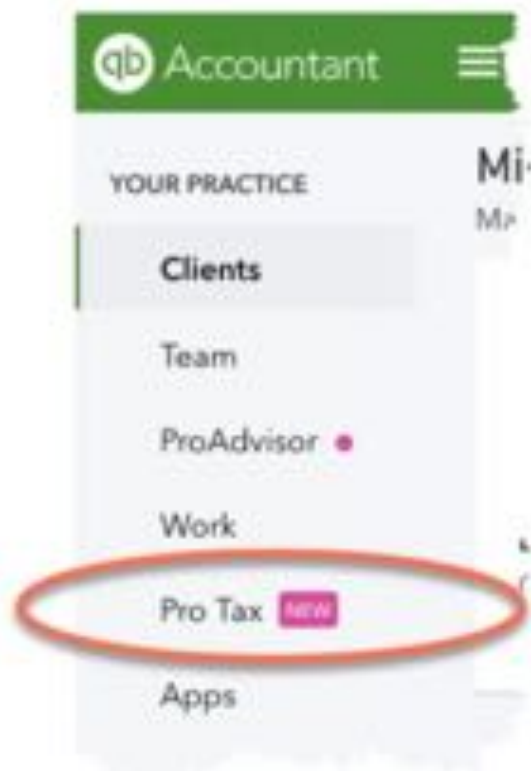
23

Pro Tax

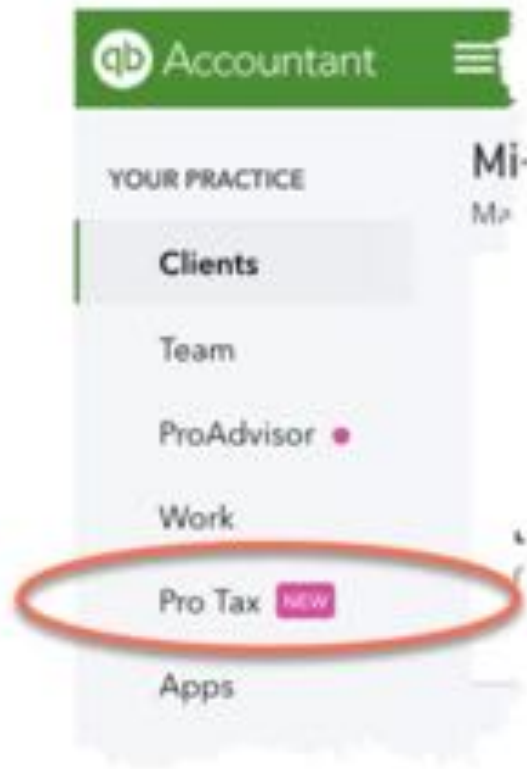
Built into QBOA



Pro Tax



Pro Tax



Pro Tax

Ten Steps to T2

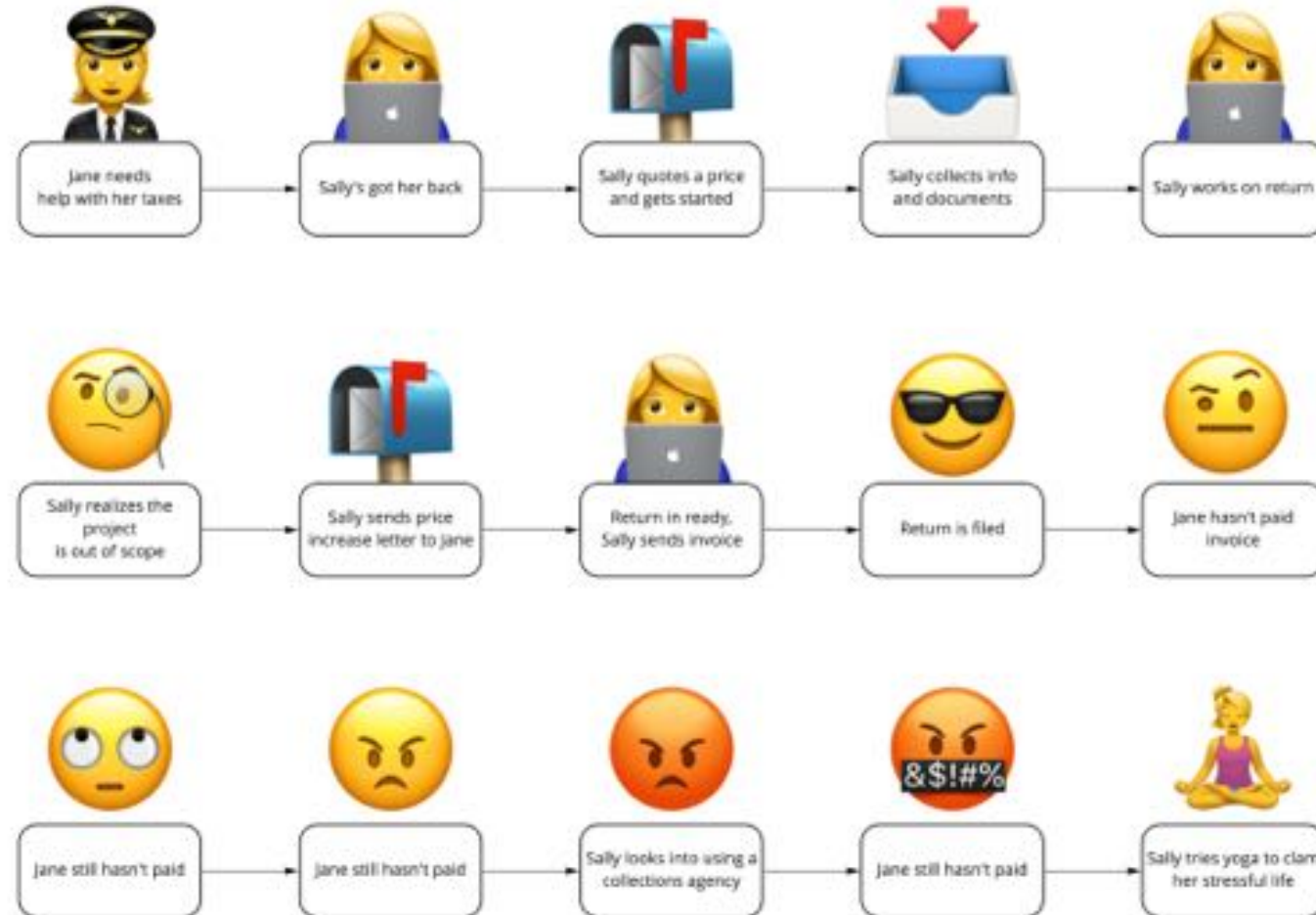
- | | |
|----------------|--------------|
| 1. Work Papers | 6. Add Forms |
| 2. GIFI | 7. Audit |
| 3. Pro Tax | 8. Preview |
| 4. Info Page | 9. Share |
| 5. S100 / S125 | 10. E-file |

Live Demo of Pro Tax

How to file the most common scenarios using Pro Tax

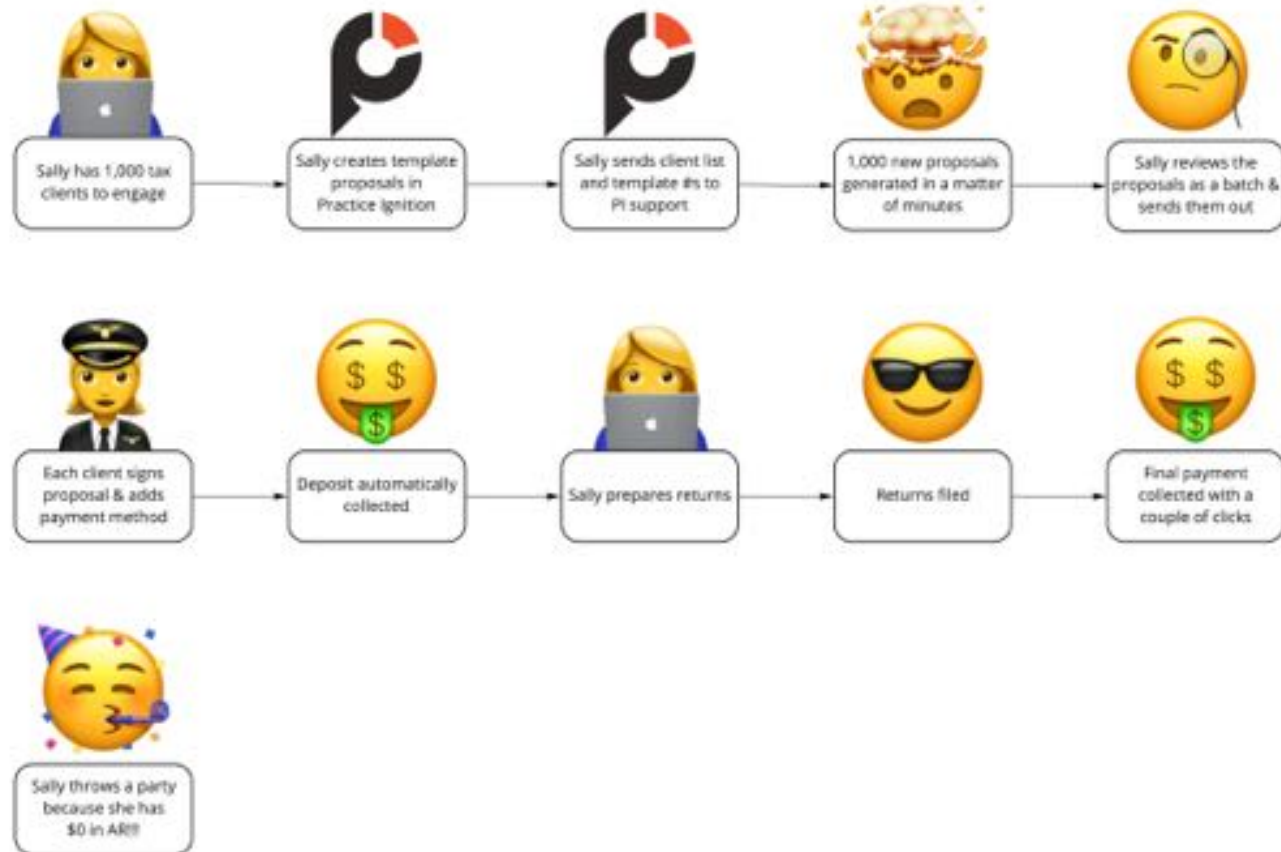
Optimizing beyond the accounting & tax apps

Before PI



Optimizing beyond the accounting & tax apps

After PI



Building your cloud tax business



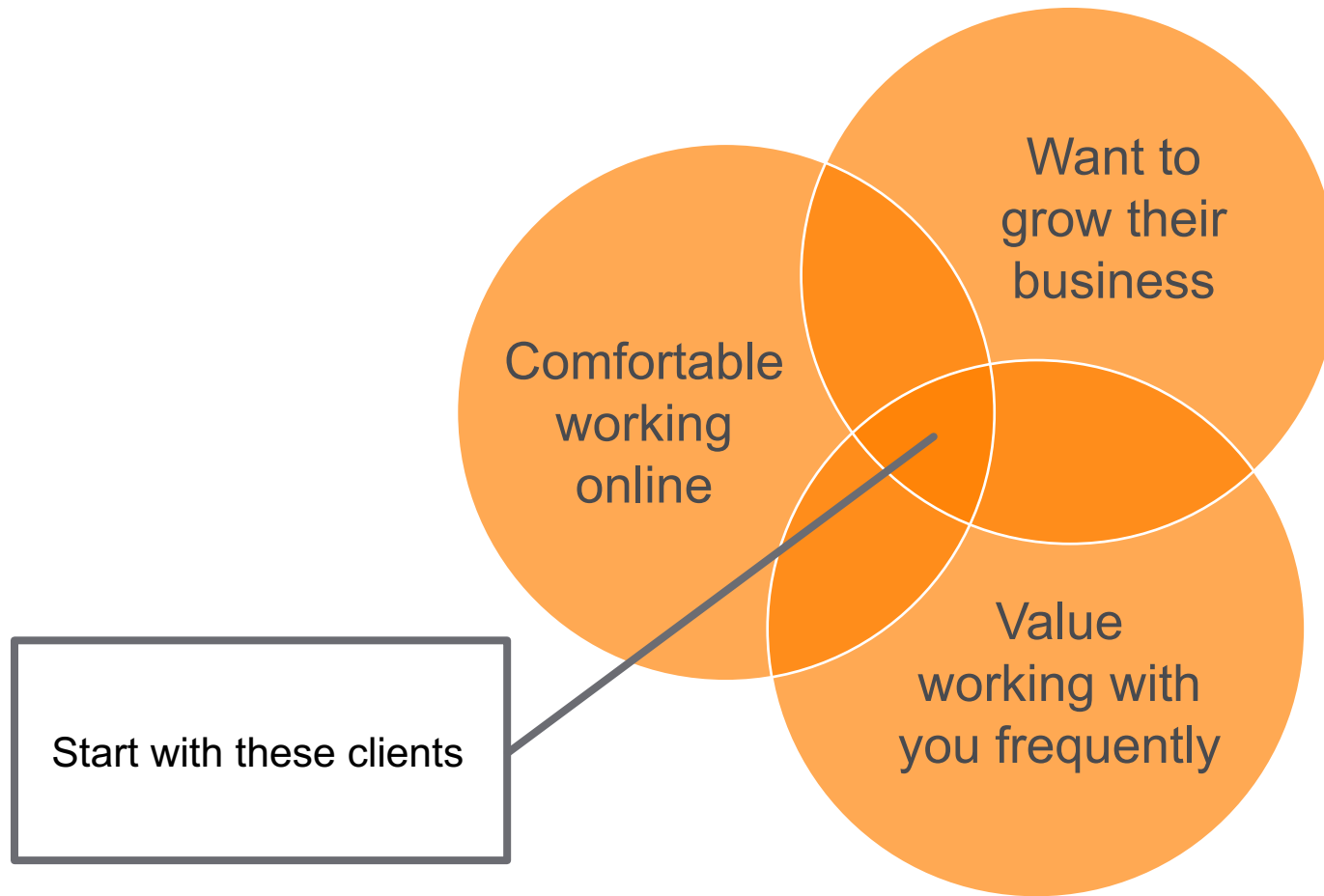
1st Educate
yourself



2nd

Bring the right
clients over first

Which clients are right for the cloud?





3rd

Time saved is time
put towards growth



Time to vacation,
thanks Pro Tax

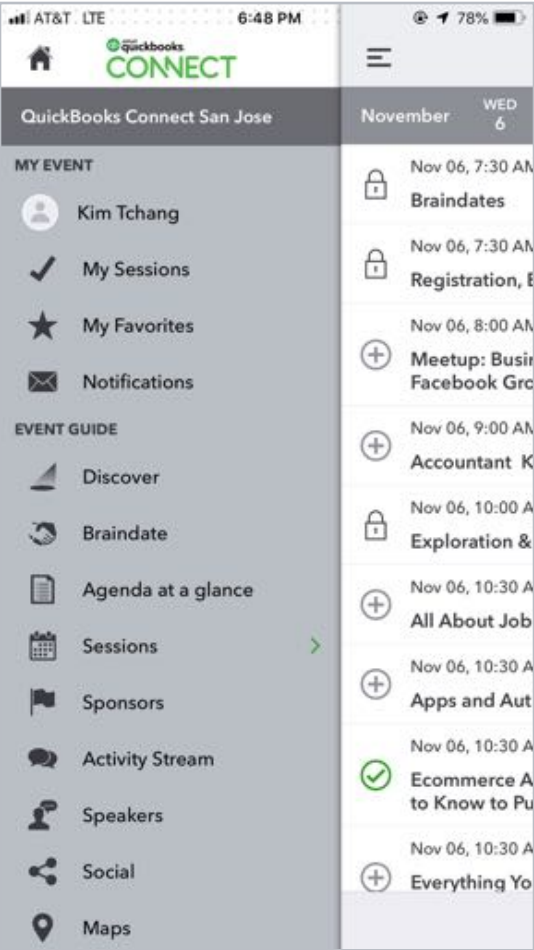


Questions?

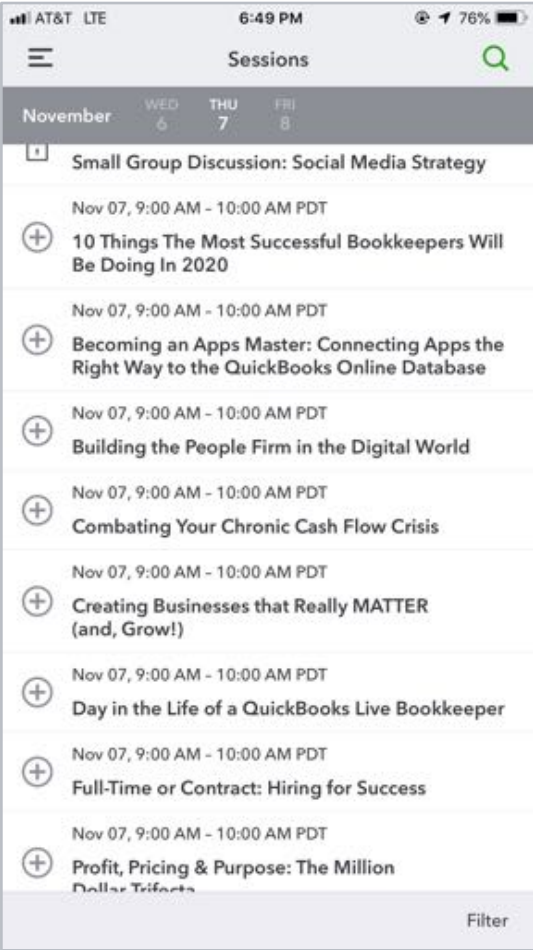
Rate this Session on the QuickBooks Connect Mobile App

Provide feedback to help us design content for future events

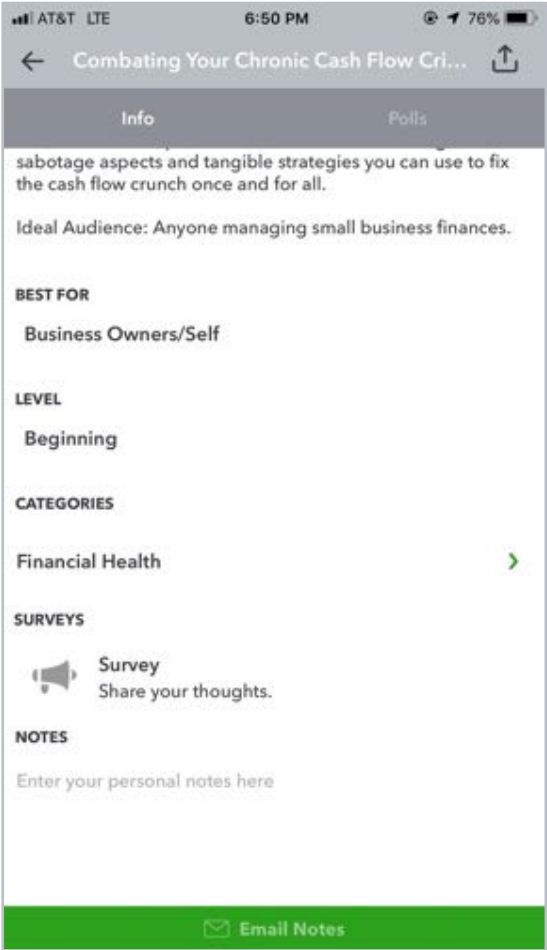
1. Select Sessions



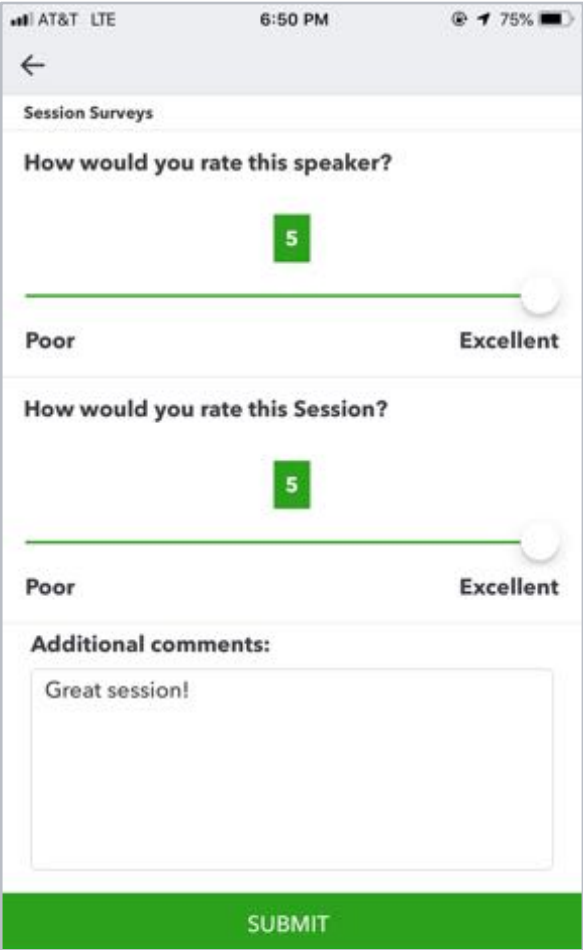
2. Select Session Title



3. Select Survey



3. Add Ratings



Material Download

1. Find the session on the agenda
2. Select + for more information
3. Download PDF of slides and/or supplemental material

<https://can.quickbooksconnect.com/agenda/>

The screenshot shows the QuickBooks CONNECT agenda page for December 10. The page has a green header with the QuickBooks logo and navigation links: Why Attend, Agenda (selected), Speakers, Pricing, Sponsors, Travel, and FAQ. Below the header, there are tabs for December 9 (Accountant Day), December 10 (selected), and December 11. A 'Print Agenda' link is in the top right. A paragraph describes breakout sessions. A search bar is labeled 'Search for sessions'. Below it are filter buttons: Organizational Culture, Life & Business Skills, Technology Training, Business Growth, Advisory, and Financial Health, with an 'Expand all +' link. The agenda list shows sessions from 7:30-9:00 am to 11:00 am-12:00 pm. The 'Breakout Sessions' section is expanded, showing details for 'Creating Your Small Business Culture', including a description, ideal audience, best for, speakers, location, track, CPD hours, and level. Other sessions listed are 'Understanding Personalities for Better Communication' and 'How to Use QuickBooks for Your Small Business: Introduction'.

QuickBooks
CONNECT

Why Attend Agenda Speakers Pricing Sponsors Travel FAQ

December 9
Accountant Day

December 10

December 11

Print Agenda

Attend breakout sessions to learn strategies to grow your business, how to hire and build an ideal culture, tips to improve your financial health and more. Connect with peers and experts for one-on-one learning. More information coming soon.

Search for sessions

Filters: Organizational Culture Life & Business Skills Technology Training Business Growth Advisory Financial Health Expand all +

7:30-9:00 am Registration, Breakfast & Exploration +

8:00-8:45 am Meetup: New to Networking +

9:00-10:00 am Morning Keynote +

10:00-11:00 am Exploration & Connection +

10:15-11:00 am Meetup: Women in the Workforce +

11:00 am-12:00 pm

Breakout Sessions

Creating Your Small Business Culture

Many solopreneurs and small business owners feel like they don't have time to work on their company culture (or that they even should). Instead, they spend most of their days working in their business rather than "on" their business. In this session, you will receive tips on how to reduce stress, improve productivity, and improve your personal fulfillment all through the nurturing of your crew, your clients, your fans, AND yourself!

Ideal Audience: Business owners looking to enhance their culture.

Best For: Business Owners/Self-Employed

Speakers: Tamia Madenitz

Location: Room 201 CDEF

Track: Organizational Culture

CPD Hours: 1

Level: Introduction

Understanding Personalities for Better Communication +

How to Use QuickBooks for Your Small Business: Introduction +



OWN
THE
FUTURE