

# Due Diligence

Portfolios **RE:** Constructed  
with **Mackenzie**

# Balanced investing for the great energy transition

**Mackenzie Greenchip Global Environmental Balanced Fund**

**John Cook, CIM**

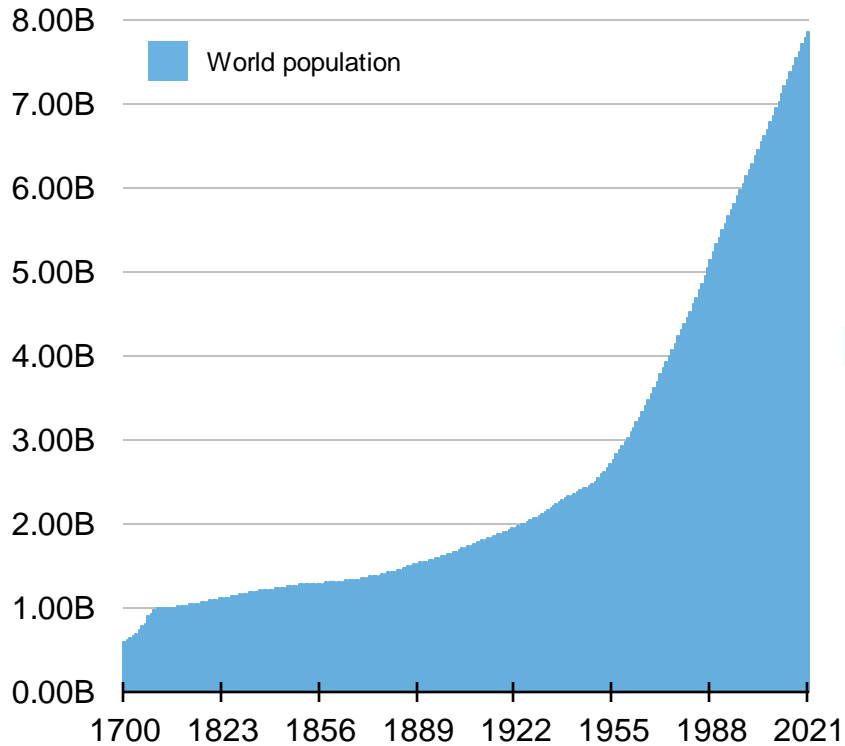
SVP, Portfolio Manager, Co-lead Mackenzie Greenchip Team

**Konstantin Boehmer, MBA**

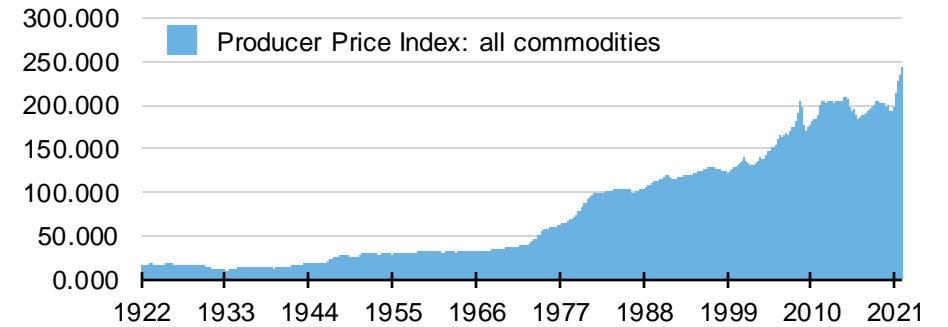
SVP, Portfolio Manager, Co-lead Mackenzie Fixed Income Team

# Tail wind – Three intersecting and irrefutable forces

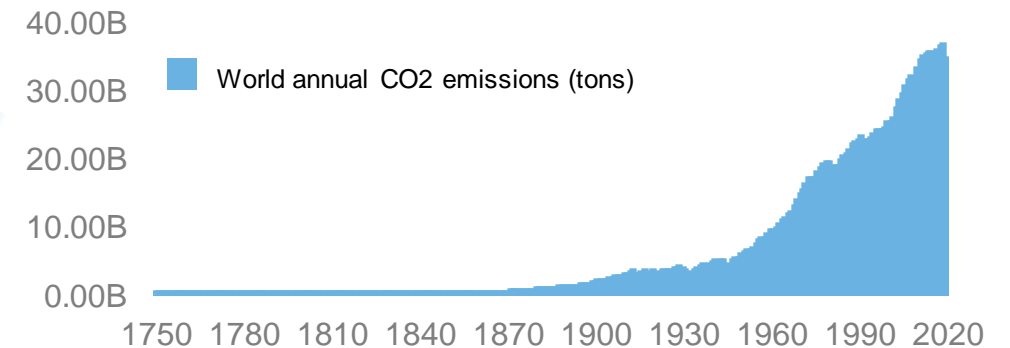
## Changing demographics



## Resource scarcity



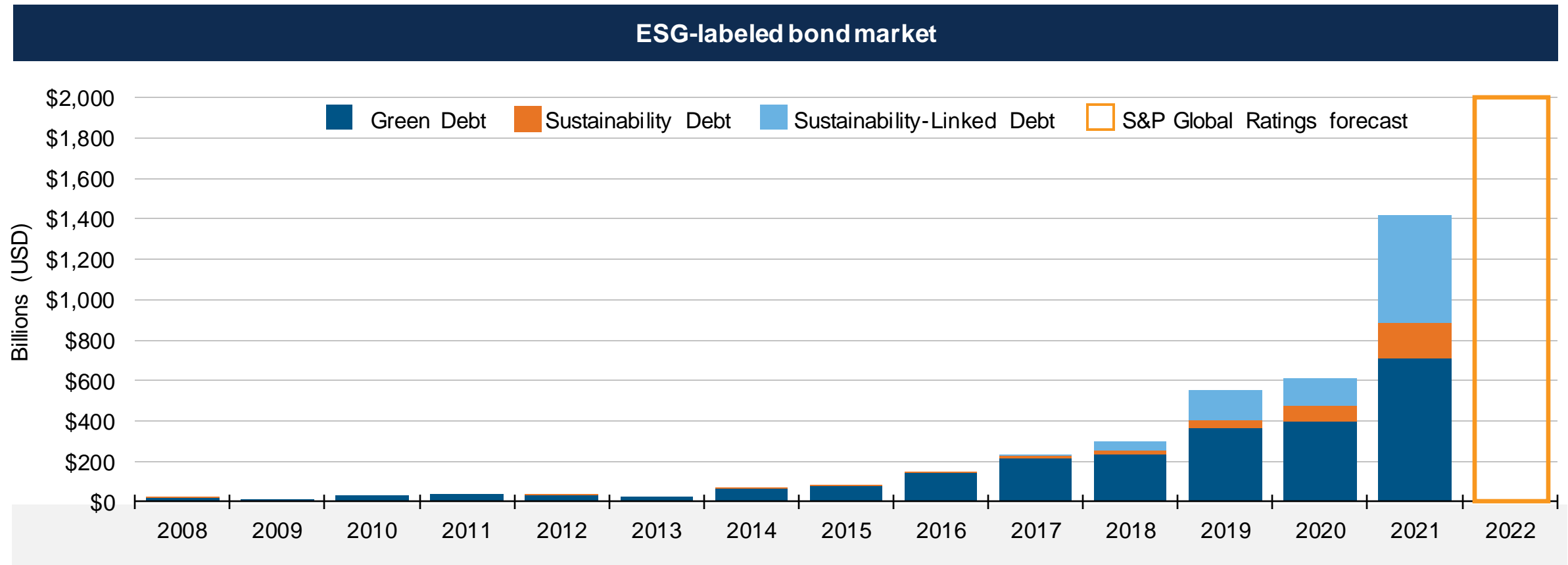
## Environmental stresses



Sources: Producer Price Index from FRED - US Bureau of Labor Statistics, World population from Our World in Data - Gapminder (v6), HYDE (v3.2), UN (2019), annual CO2 emissions from Global Carbon Project.  
Revenue projection by McKinsey & Company.

# The capital required is over \$2.5T USD / year – Most of it financed by debt

Sustainable debt was projected to exceed \$2T in 2022



Source: Bloomberg, Environmental Finance and S&P Global Ratings. \*Data through June 30, 2021.

# Why us?

## Greenchip



15+ years focused exclusively on the environmental economy




Value managers in a growth space



Long term track record of outperformance

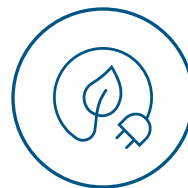
## Fixed Income



Established leader in sustainable fixed income within Canada

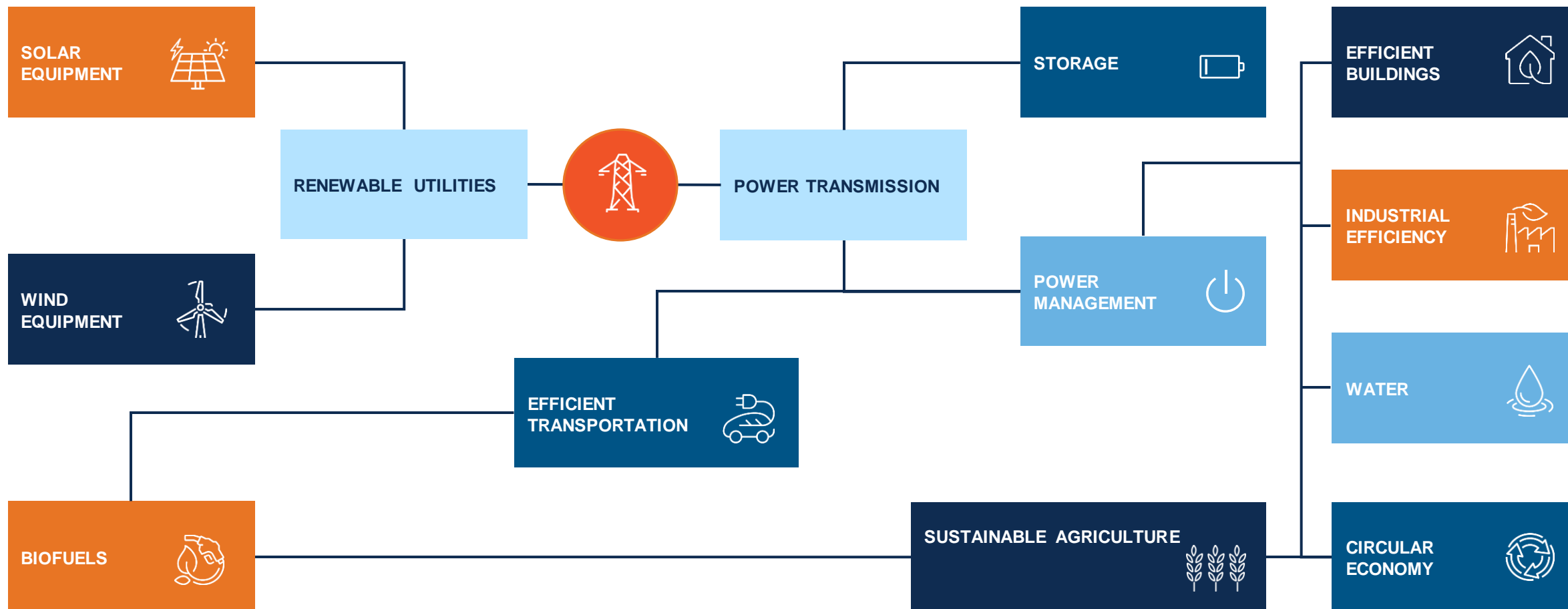


Integrated research methods with specialists in ESG and sustainable debt

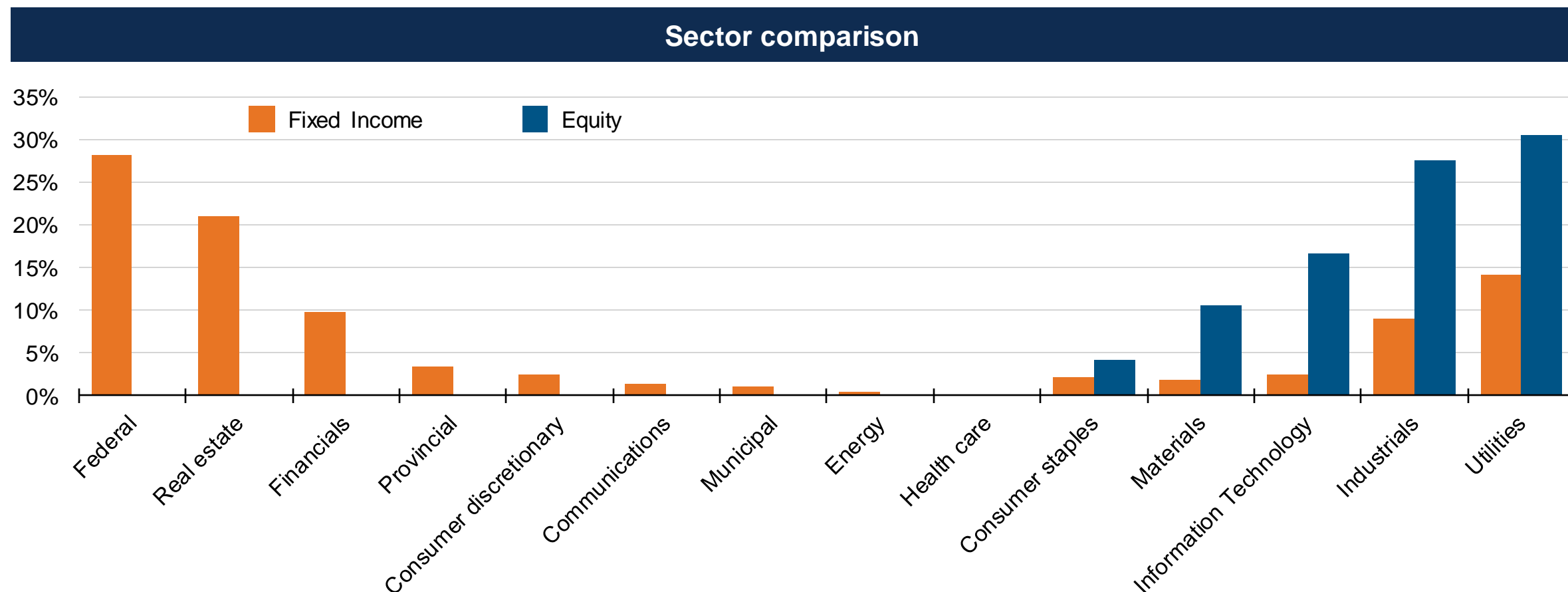


5+ year track record of managing sustainable mandates

# Energy transition portfolios are the pathway to reduce global emissions – what we're excited about today



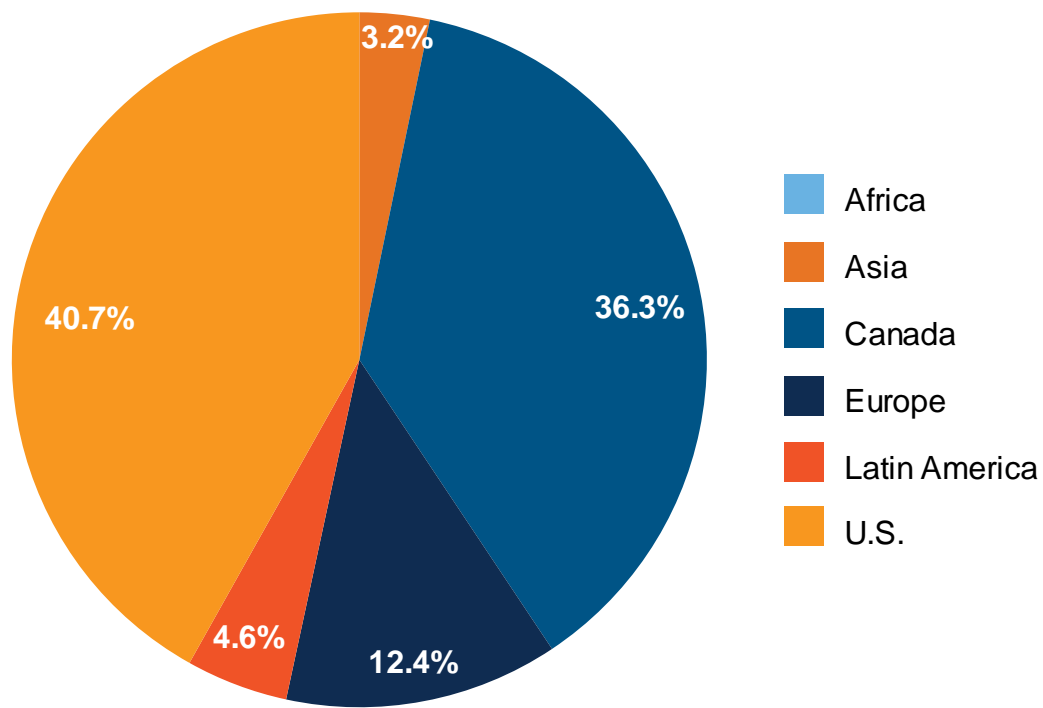
# Benchmark agnostic: sector exposures



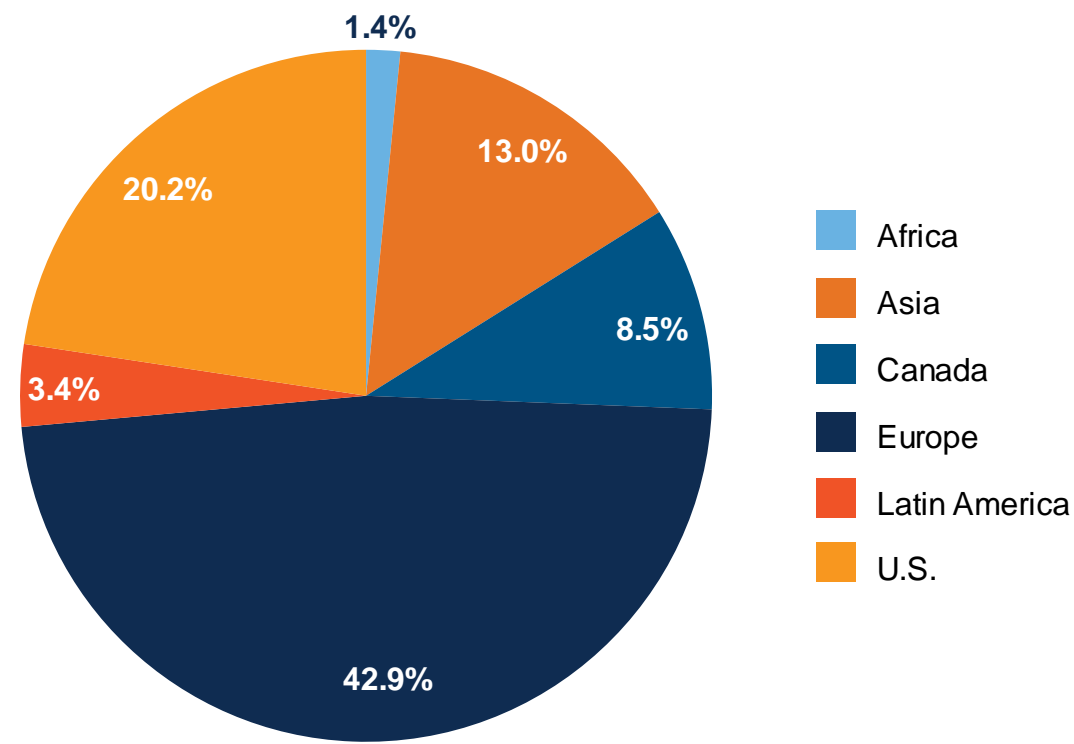
Source: Mackenzie Portfolio Analytics – as of August 31, 2022, excludes cash and equivalents

# Benchmark agnostic: geographic exposures

Fixed income sleeve



Equity sleeve



Source: Mackenzie Portfolio Analytics – as of August 31, 2022, excludes cash and equivalents.



# Why use this fund in your portfolios?



The great energy transition

Creating a tailwind behind environmental sectors and significant new risks for unprepared investors



Diversification

Low correlation and resemblance to many investor portfolios

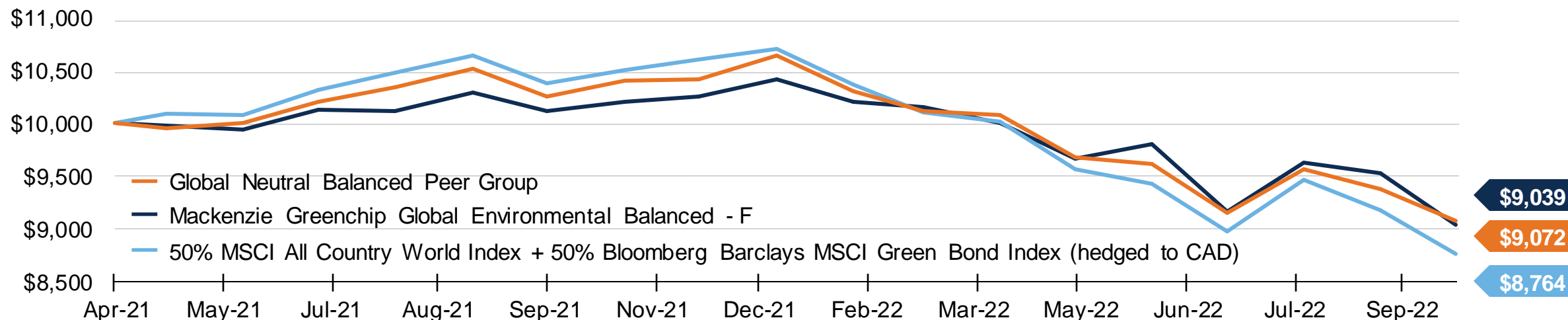


Experience +  
track record

1<sup>st</sup> quartile performance from both equity and fixed income managers

- 15+ years experience with environmental equities
- 5+ years experience with sustainable fixed income

# Growth of \$10,000 – Mackenzie Global Environmental Balanced Fund – F



	1mo	6mo	YTD	1yr	Since Inception 04/10/2021
Mackenzie Greenchip Global Environmental Balanced – F	-5.1%	-9.7%	-13.2%	-10.6%	-6.6%
50% MSCI All Country World Index + 50% Bloomberg Barclays MSCI Green Bond Index (hedged to CAD)	-4.6%	-12.5%	-18.1%	-15.6%	-8.6%
Global Neutral Balanced Peer Group	-3.3%	-10.0%	-14.7%	-11.6%	-6.4%
Percentage of Peers Beaten	6	61	72	63	46

Source: Source: Morningstar Direct, as of September 30, 2022

# Disclaimer

**FOR ADVISOR USE ONLY.** No portion of this communication may be reproduced or distributed to the public as it does not comply with investor sales communication rules. Mackenzie disclaims any responsibility for any advisor sharing this with investor. Commissions, trailing commissions, management fees, and expenses all may be associated with mutual fund investments. Please read the prospectus before investing. The indicated rates of return are the historical annual compounded total returns as of September 30<sup>th</sup>, 2022 including changes in or value and reinvestment of all distributions and do not take into account sales, redemption, distribution, or optional charges or income taxes payable by any security holder that would have reduced returns. Mutual funds are not guaranteed, their values change frequently and past performance may not be repeated.

Index performance does not include the impact of fees, commissions, and expenses that would be payable by investors in the investment products that seek to track an index.

The contents of this document are provided for illustrative and marketing purposes and do not constitute specific advice regarding your personal investment situation or provide specific individual advice about investment, insurance, financial, legal, accounting, tax or similar matters. Certain information contained in this document is obtained from third parties. Mackenzie Investments believes such information to be accurate and reliable as at the date hereof, however, we cannot guarantee that it is accurate or complete or current at all times. The information provided is subject to change without notice and Mackenzie Investments cannot be held liable for any loss arising from any use of or reliance on the information contained in this document. No portion of this communication may be reproduced or distributed to anyone without the express permission of Mackenzie Investments.

This document includes forward-looking information that is based on forecasts of future events as of September 30<sup>th</sup>, 2022. Mackenzie Financial Corporation will not necessarily update the information to reflect changes after that date. Forward-looking statements are not guarantees of future performance and risks and uncertainties often cause actual results to differ materially from forward-looking information or expectations. Some of these risks are changes to or volatility in the economy, politics, securities markets, interest rates, currency exchange rates, business competition, capital markets, technology, laws, or when catastrophic events occur. Do not place undue reliance on forward-looking information. In addition, any statement about companies is not an endorsement or recommendation to buy or sell any security.