

How to Connect

More about the features of this event

You will be able to watch and listen from the safety of your own home. You will not be able to interact directly with others and they cannot see or hear you in this web event. This also means that your camera is not enabled for this event. You do need to learn how to turn the volume up and down on your device, so you can hear. You can leave and come back – whatever works for you.

What you need to connect to this web event

You will need a computer or smartphone that is connected to the internet with audio output.

Tip: If you get email, browse the web, connect to Facebook, watch YouTube videos, then you are connected to the internet. If you received this invitation in your email – you are connected to the internet.

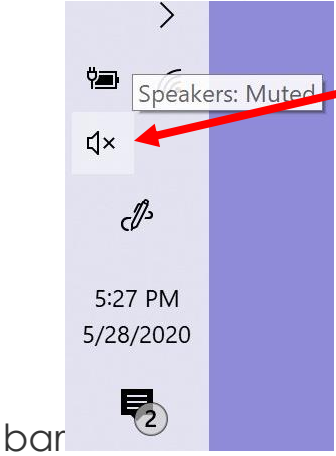

If you can hear YouTube videos or music on your computer, then you have audio output. You can adjust the volume of your computer by clicking on the Speaker icon.

How to connect to this web event

If you are using your computer

<ul style="list-style-type: none">Click the blue link in your email	<p>Join from a PC, Mac, iPad, iPhone or Android device:</p> <p>Click Here to Join</p> <p>Note: This link should not be shared with others; it is unique to you.</p> <p>Add to Calendar Add to Google Calendar Add to Yahoo Calendar</p> <p>Description: The ninth panel discussion in this series. In response to the COVID focus of this panel will discuss factors that influence successful return to clinic a this moderated, live panel discussion with leading facilities who will address the</p>
<ul style="list-style-type: none">You may be asked to “Open Zoom”	— this is fine, go ahead
<ul style="list-style-type: none">Click “Join Audio by Computer”	— this means you will be using the audio/speakers on your computer to hear
<ul style="list-style-type: none">You will then enter the meeting.	— you should be able to see and hear the participants

This is the join link

<ul style="list-style-type: none"> If you can't hear, you may be "muted" 	<p>— Look for the speaker icon in your menu</p>  <p>This icon means your speakers are muted</p>
<ul style="list-style-type: none"> Click on the speaker icon and slide the volume control to turn up the sound on your computer 	 <p>This icon means your speakers are on</p>

If you are using a smartphone

You need to use a smartphone that allows you to connect to the internet. You may also need to install the Zoom app from the App Store on your iPhone or Google Play on your Android phone.

- Click the Zoom link in your email
- If asked to download the Zoom application, please download through the App Store on your iPhone or Google Play on your Android phone.
- Then click "Join Audio"
- You will then enter the meeting. You should be able to see and hear the participants.

If you are having trouble connecting

please send an email to events.us@atosmedical.com with a call back number and we will contact you.

Web Events, Webinars, Web Meetings– what's the difference?

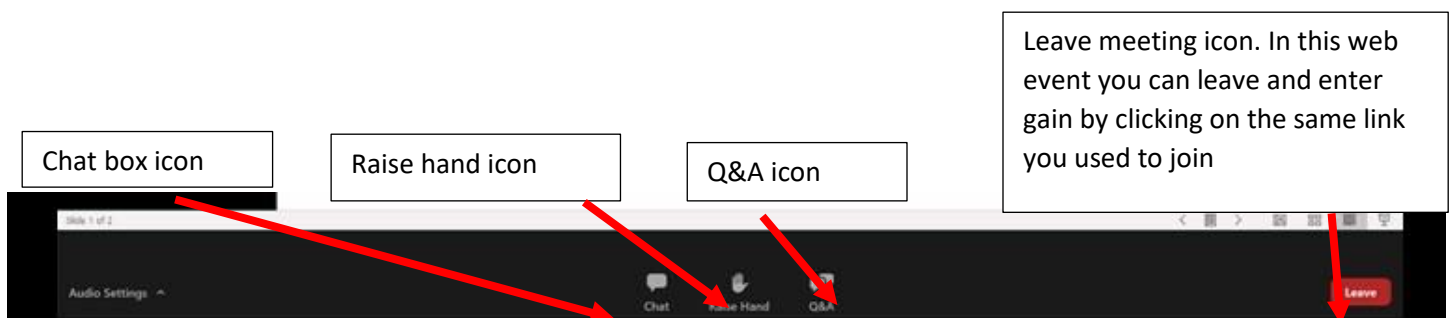
Webinar

The word webinar is combination of web + seminar. A webinar is a seminar, lecture, presentation, or event that happens on the web. Usually webinars are educational. When you attend a webinar, you will be able to see and hear the panelists who are talking and teaching. This is why you need a computer with audio/speakers. You don't need a webcam or a microphone for a webinar.

Webinar features may include ways to interact with panelists. For example, you can:

- Use icons to raise or lower the volume
- Use icons to react and raise your hand
- Post messages in the chat box
- Ask questions in the Q&A box

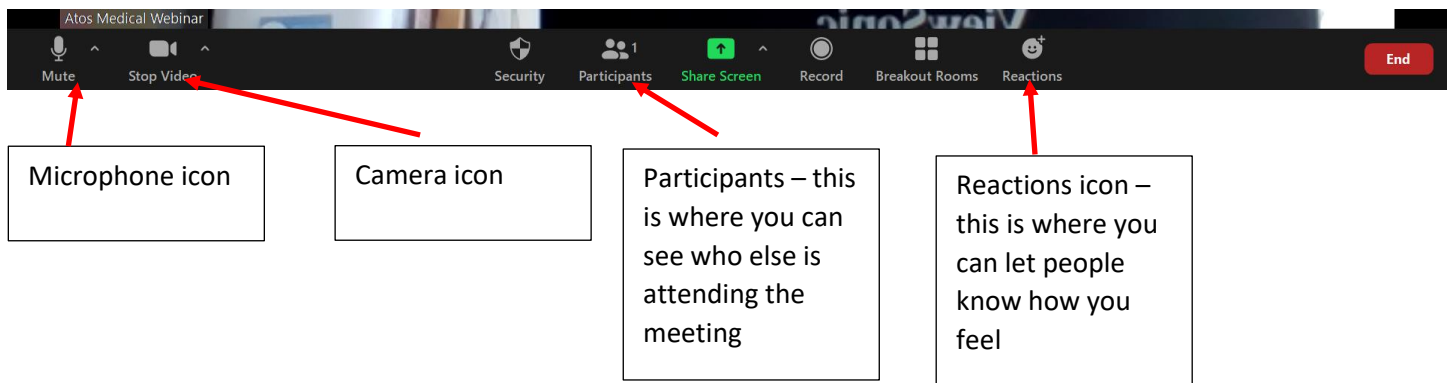
Not all these features are the same in every webinar. Sometimes you can ask questions that everyone can see, and sometimes your questions will only be seen by the panelists. This degree of interaction is determined when the webinar is created. Sometimes it could be distracting or violate privacy laws if everyone can see every question. This is particularly important in healthcare because HIPPA privacy laws need to be observed for your protection.



Web Meeting

Web meeting or web conference is a more interactive type of webinar. A web meeting is like attending a meeting on the web. You can see and hear others and they can see and hear you. To get the most out of a web meeting you need a computer with a microphone and webcam. These will allow you to be seen and heard.

Web meetings usually have a few more features than a webinar. In a web meeting, you can decide to be seen or you can decide to be off camera. You can decide to be heard or you can decide to mute yourself so others can't hear you.



Learn more about webinars and web meetings

https://www.google.com/search?q=how+to+attend+a+zoom+meeting&rlz=1C1GCEU_en&oq=how+to+attend+a+zoom+meeting&aqs=chrome..69i57.5702j0j7&sourceid=chrome&ie=UTF-8#kpvalbx=8LXOXpz4LPLY9APbubSACA67

<https://support.zoom.us/hc/en-us/articles/115004954946-Joining-and-participating-in-a-webinar-attendee->