

Learn.
Connect.
Collaborate.

2023

ACENTRUS SPECIALTY CONFERENCE

ASHP Specialty Pharmacy Results: A Sneak Peek

David Chen, RPh, MBA

Assistant Vice President for Pharmacy Leadership and Planning

Pharmacy Practice Sections

ASHP



Disclosure

The following individual reports having no relevant conflicts of interest:
David Chen

Learning Objectives

1. Explain information related to the ASHP National Surveys on health system specialty pharmacy practice
2. Describe information on hospital and health system specialty pharmacy organizational structures
3. Discuss ASHP opportunities to support national initiatives to advance health system specialty pharmacy

Learn.
Connect.
Collaborate.
2023

ACENTRUS SPECIALTY CONFERENCE

© 2023 ACENTRUS SPECIALTY. Reproduction without permission is prohibited.

ASHP Surveys of Health-System Specialty Pharmacy Practice



ASHP National Survey of Health-System Specialty Pharmacy Practice—2020

- Published in *AJHP* in October 2021
- The first of its kind as a national survey of health system specialty pharmacy services



ASHP Survey of Health-System Specialty Pharmacy Practice: Clinical Services—2022

- Expands data on integrated advanced practice model of hospital and health system specialty pharmacy practice models
- Focused solely on the clinical services component



ASHP Survey of Health-System Specialty Pharmacy Practice Models, Operations, Workforce—2022

- Work is ongoing
- Survey open period September–November 2022
- New areas of focus include innovative technology use, environmentally friendly initiatives, and LDDs

Trends in Multi-Hospital Health System Organizational Structure

Learn.
Connect.
Collaborate.

2023

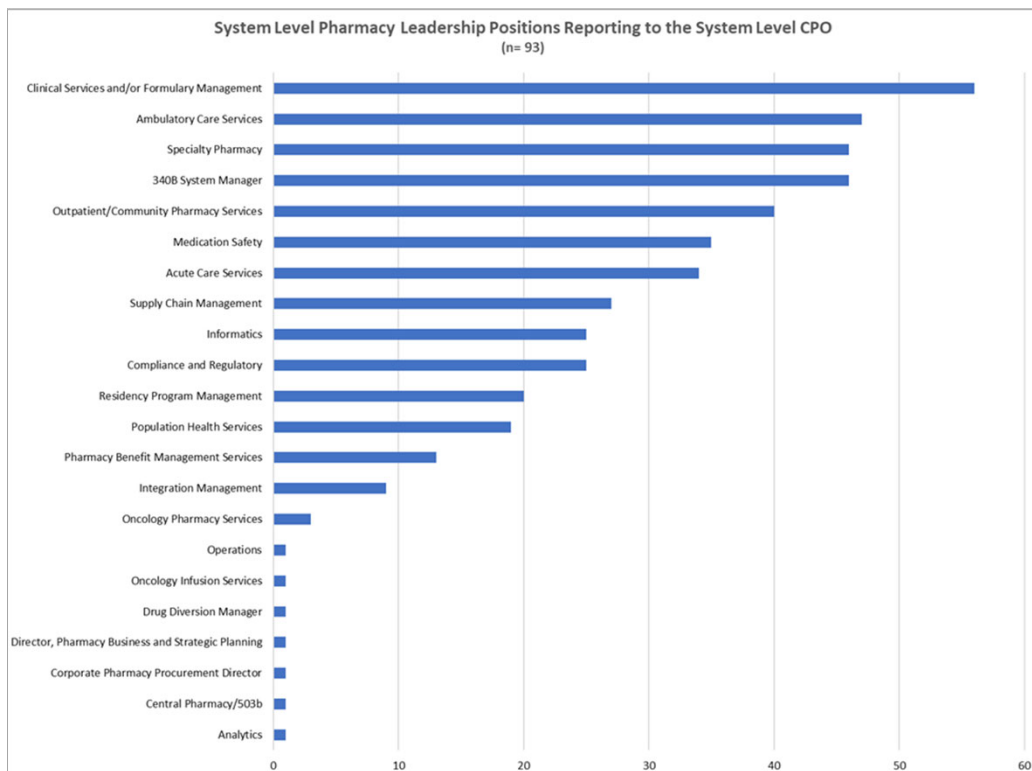
ACENTRUS SPECIALTY CONFERENCE



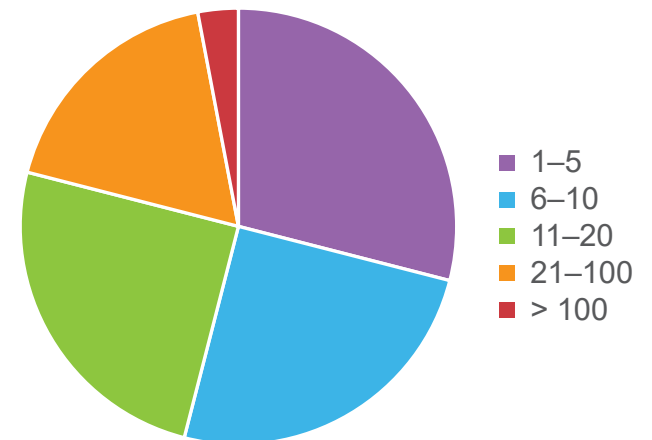
Multi-Hospital Health System Pharmacy Organizational Structure



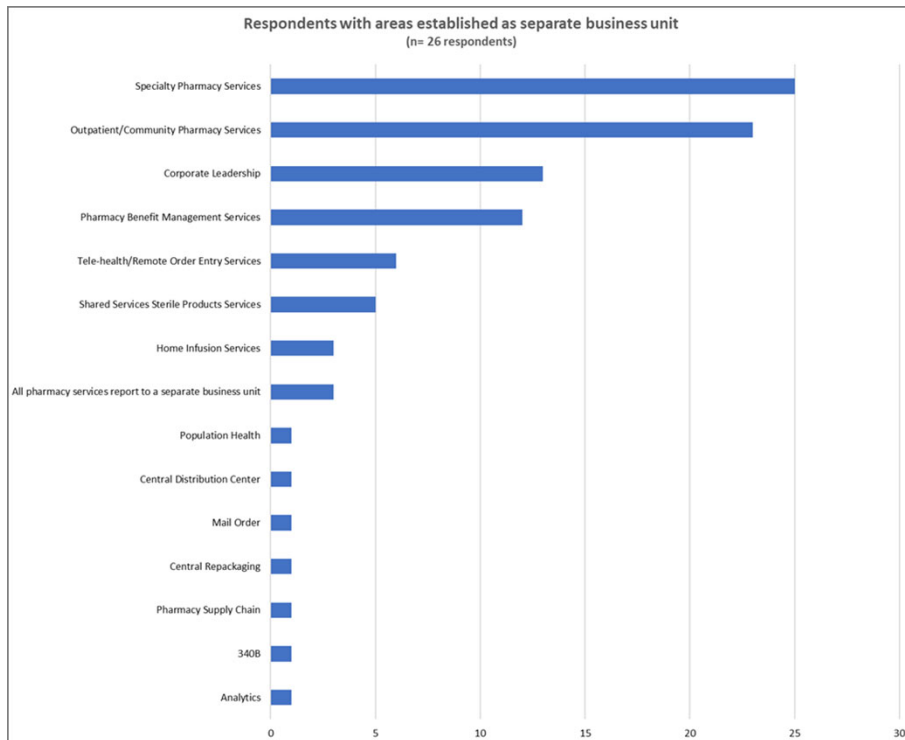
ASHP Multi-Hospital Health System Organizational Structure Survey—2022



Number of Hospitals in System
(n = 93)



Business Units and Committees



Top 5 System-Level Committees Most Likely to Be Added in the Next 1-2 Years

System Level Positions	# of Respondents Planning to Add
P&T/Formulary Management Committee	90
340B Oversight Committee	81
Pharmacy Informatics Committee	62
System Clinical Pharmacy Committee	55
Specialty Pharmacy Advisory Committee	50

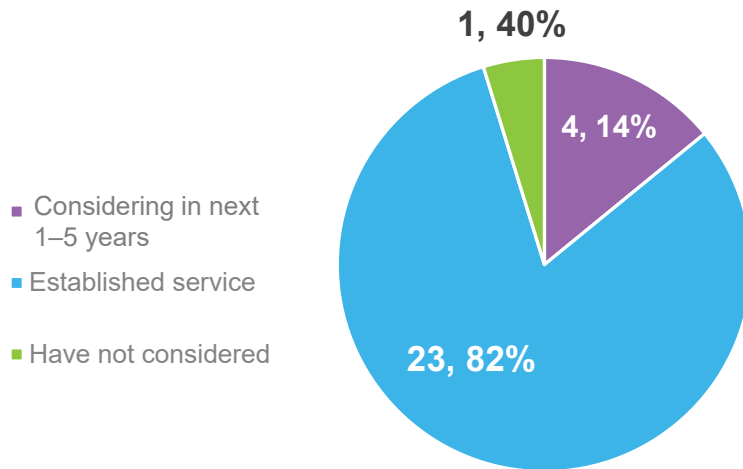


Multi-Hospital Health Systems CSSF

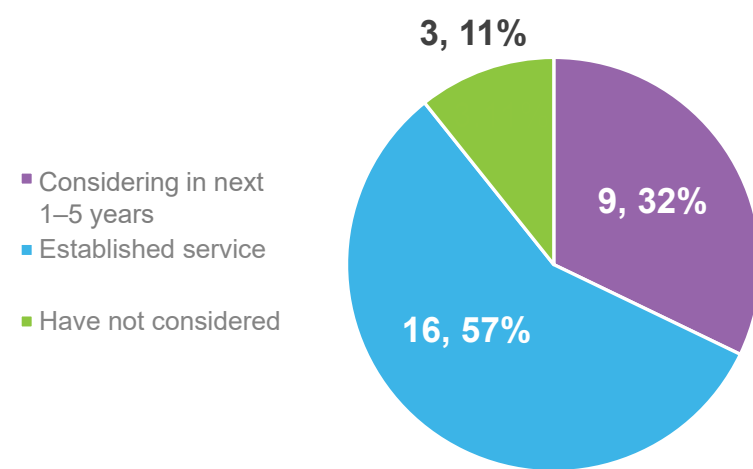


ASHP Multi-Hospital Health System
Organizational Structure Survey—2022

Specialty Pharmacy Services (n = 28)



Prior Authorization and Medication Assistance (n = 28)




ASHP Survey of Health-System Specialty Pharmacy Practice: Clinical Services—2022

Learn.
Connect.
Collaborate.
2023
ACENTRUS SPECIALTY CONFERENCE



ASHP Survey of Health-System Specialty Pharmacy Practice: Clinical Services—2022



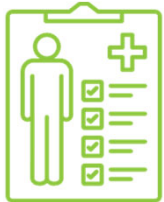
General capabilities

Overview of services provided by HSSP



Treatment monitoring

Specialty pharmacist actions and interactions that occur while a patient is actively on therapy



Pre-treatment

All specialty pharmacist actions and interactions that occur prior to treatment selection and/or initiation of therapy



Continuity of care services

Supportive health system practices that enhance a HSSP's ability to care for specialty patients longitudinally and holistically



Treatment initiation

All activities the specialty pharmacy performs to enable patients to safely start the most effective and appropriate specialty treatment option

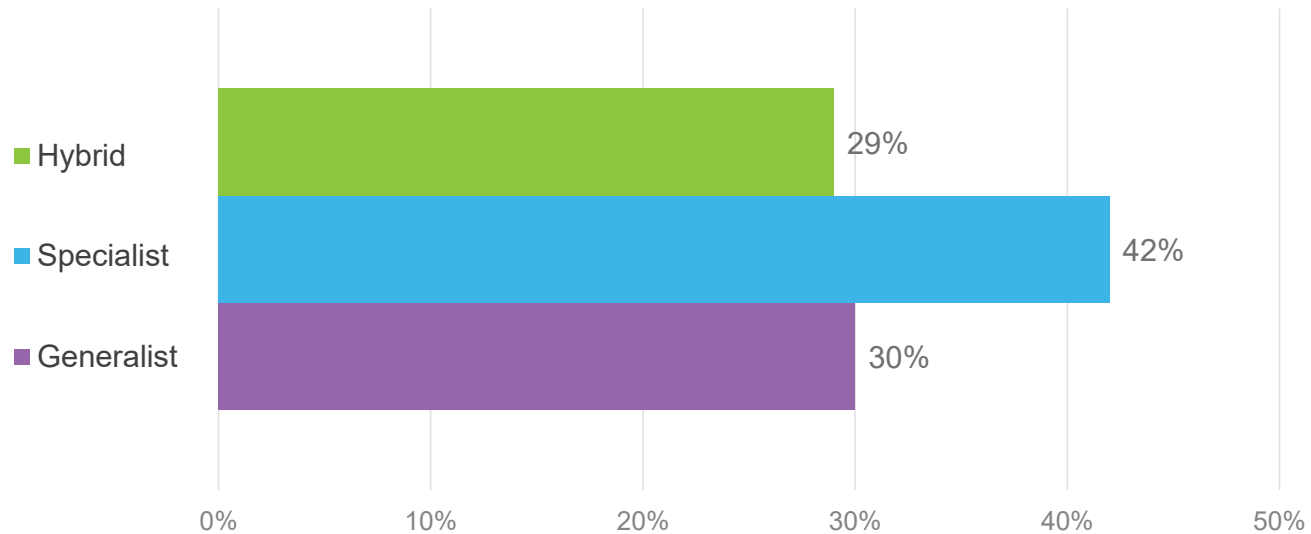


Education and research

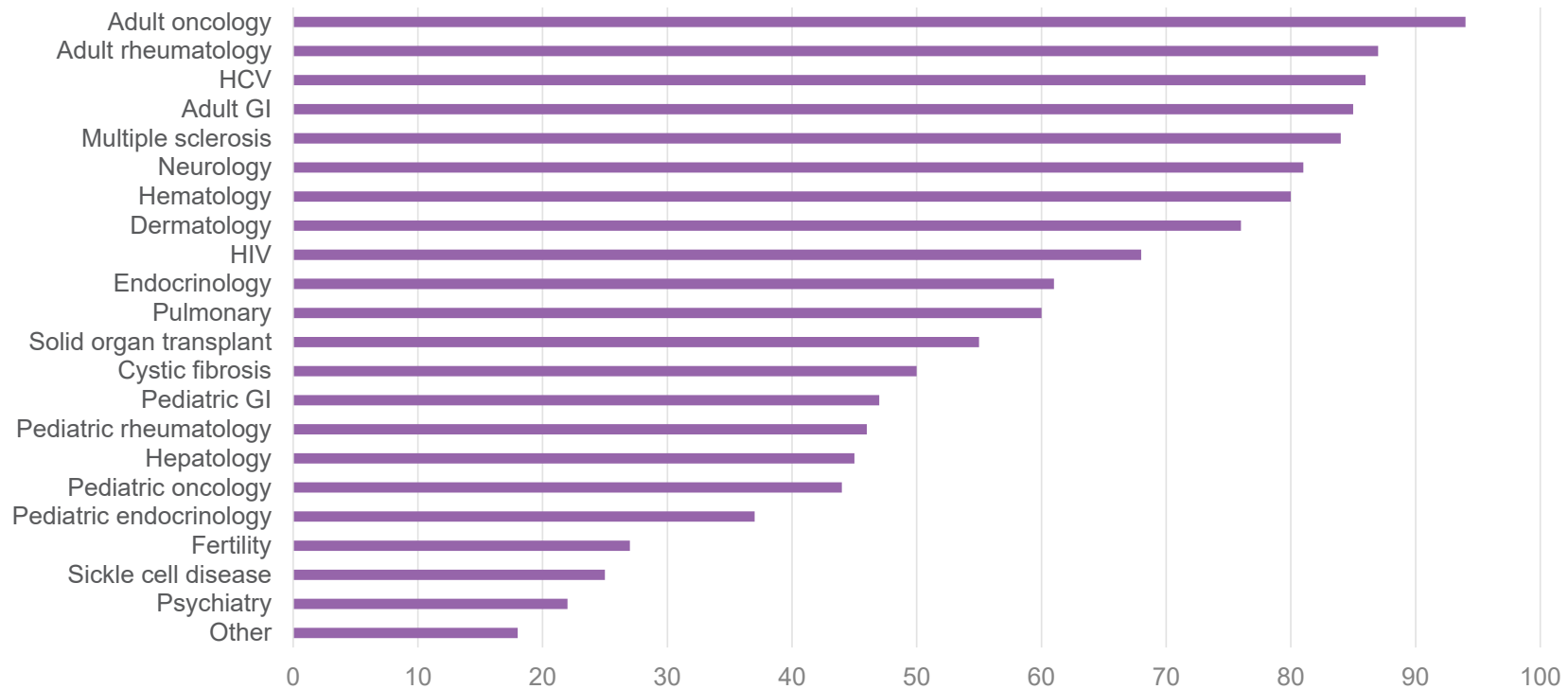
Any combination of new HSSP employment requirements and/or onboarding experience, HSSP staff involvement in training pharmacy and/or medical residents, or providing continuing education to clinic staff



Specialty Pharmacy Model (n = 127)



Clinical Areas (n = 110)



HSSP Services

>50% provided to ALL patients (% provided to all)

- Financial assistance enrollment (77%)
- Free drug program management (71%)
- PA completion assistance (84%)
- PA denial assistance (80%)
- Specialty medication selection and/or recommendation (69%)
- Pre-treatment initiation disease state assessment (57%)
- Initial patient education (52%)



>50% provided to HSSP patients only (% provided to all)

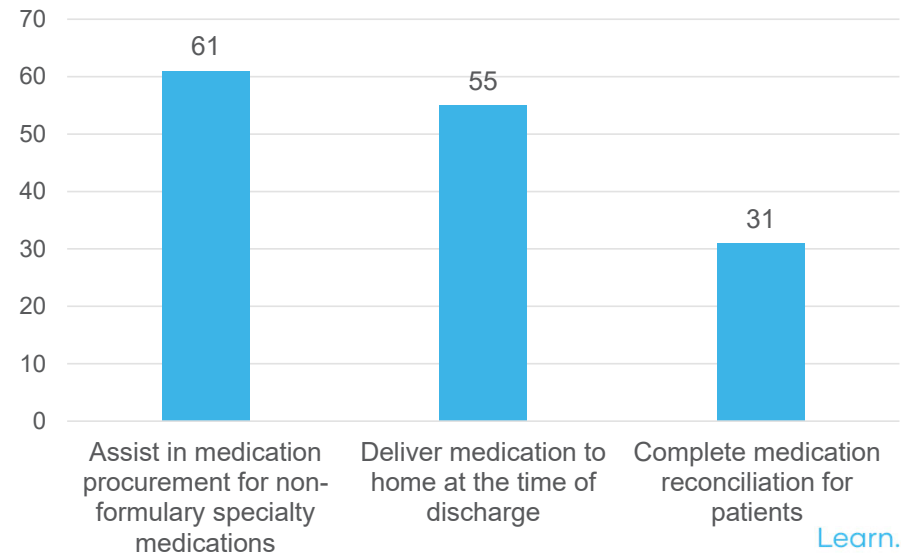
- Adherence support (27%)
- Disease state and/or lab monitoring (36%)
- Immunization screening and/or admin (34%)
- Individualized patient care plan (34%)
- Injection training (48%)
- Ongoing patient education (32%)
- Patient visits with clinic-embedded pharmacists (48%)
- Refill reminders (18%)
- Transitions of care coordination (42%)
- Treatment monitoring for medication safety/effectiveness (34%)
- REMS management (19%)
- Non-specialty medication management (25% all; 36% do not provide)



Transition of care coordination by HSSPs (N = 85)

Episodes of Care	n	%
Between different specialty or retail pharmacies	67	79%
Between insurance coverage/plan changes	67	79%
Between sites of care (e.g., inpatient to outpatient)	67	79%
Between different medication administration modalities (e.g., infusion to oral)	57	67%
Between multiple health care prescribers (e.g., specialty, primary care, psychology)	53	62%
Between pediatric and adult care	19	22%

Top 3 HSSPs inpatient to outpatient transitions of care activities (N = 86)



ASHP Survey of Health-System Specialty Pharmacy Practice Models, Operations, Workforce—2022

Learn.
Connect.
Collaborate.

2023

ACENTRUS SPECIALTY CONFERENCE



Survey Development— Practice Models, Operations, Workforce 2022

An advisory panel consisting of nine specialty pharmacy leaders from diverse geographic locations met three times to review the 2020 survey instrument and propose revisions for the 2022 survey.

Major changes included:

- Addition of a technology matrix item to evaluate innovative technology use by HSSPs
- Addition of a "green initiatives" question
- Removal of all clinical questions
- Addition of new questions on technician and pharmacist roles and responsibilities
- Addition of new questions on limited distribution drug (LDD) management



Survey Domains—Practice Models, Operations, Workforce 2022

- 1 Health system and specialty pharmacy characteristics
- 2 Workforce staffing, training, and credentials
- 3 Operations
- 4 Payor access, business relationships, and financial management
- 5 Quality, outcomes, and value
- 6 Staff activities and functions
- 7 Future of specialty pharmacy

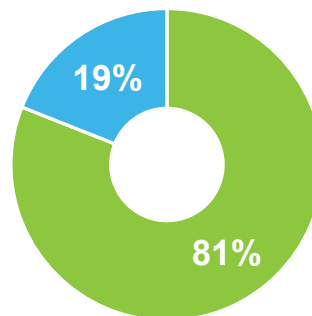
Respondent Business Demographics

Years Providing Specialty Pharmacy Services (estimates)

- 6% – Less than one year
- 19% – One to three years
- 33% – Four to six years
- 29% – Seven to ten years
- 13% – 11 or more years

Part of a Multi-Hospital Health System (estimates)

- 81% – Yes
- 19% – No



Gross Revenue for 2022 (estimates)

- 31% – Less than \$50 million
- 20% – \$50 million - \$100 million
- 24% – \$101 million - \$200 million
- 14% – \$201 million - \$400 million
- 11% – Greater than \$400 million

Sneak Peek—Select Survey Questions

1.1 Which of the following best describes your hospital or health system operated specialty pharmacy?

2.25 Does your specialty pharmacy employ any professionals who are not pharmacists or technicians?

4.45 Does your specialty pharmacy provide services for patients of the health system regardless of network status?

4.55 What barriers have you encountered when attempting to access limited distribution drugs? (Select all that apply)

4.65 What dollar value of financial assistance was your organization able to procure on behalf of specialty pharmacy patients in the last fiscal year?



Advanced Credentials of HSSP Pharmacists


All Respondents
2022

2.31 Advanced Certifications / Credentials Held by Specialty Pharmacy Staff

86

Certified Specialty Pharmacist (CSP)	61.6%
Board Certified Pharmacotherapy Specialist (BCPS)	57.0%
Board Certified Ambulatory Care Pharmacist (BCACP)	41.9%
Board Certified Oncology Pharmacist (BCOP)	36.0%
Board Certified Pediatric Pharmacy Specialist	7.0%
Board Certified Infectious Disease Pharmacist (BCIDP)	9.3%
American Academy of HIV Medicine (AAHIVP)	37.2%
Multiple Sclerosis Certified Specialist (MSCS)	7.0%
Other	5.8%
None	17.4%

Disclaimer: Results may differ slightly from information eventually submitted with AJHP manuscript due to final analysis for publication.



Health System Employee Services and Network

	All Respondents 2022
4.48 Which of the following best describes the status of your specialty pharmacy services for health system employees?	84
Our specialty pharmacy is the sole preferred provider among the in-network options	47.6%
Our specialty pharmacy is one of the preferred providers among the in-network options	38.1%
Our specialty pharmacy is an in-network option (not exclusive or preferred)	9.5%
Our specialty pharmacy is out of network	4.8%

Disclaimer: Results may differ slightly from information eventually submitted with AJHP manuscript due to final analysis for publication.



Health System Specialty Pharmacy Prescription Sources

	All Respondents 2022
4.51 What percentage of all specialty pharmacy prescriptions originating from your health system providers are filled by your specialty pharmacy?	84
Less than 25%	13.1%
25–50%	53.6%
51–75%	27.4%
Greater than 75%	6.0%

Disclaimer: Results may differ slightly from information eventually submitted with AJHP manuscript due to final analysis for publication.




ASHP SSPP Executive Committee 2022–2023

Scott Canfield
Chair



Tara Kelley
Immediate Past Chair



Erica Diamantides
Director-at-Large




Ashley (Kappenman) Ryther
Director-at-Large



Denise Scarpelli
Chair-Elect



Debbie Duckworth
Director-at-Large Elect



Vivian Bradley-Johnson
Board Liaison



Gabrielle Pierce
ASHP Staff Liaison





Questions



Learn.
Connect.
Collaborate.

2023

ACENTRUS SPECIALTY CONFERENCE

